



**2017 Budget Presentation**



## Mission Statement

It is the mission of the City of Bellbrook to provide effective, courteous and **fiscally responsible** municipal services in a manner which promotes a high quality of community life for all its citizens.



## 2017 Budget Summary

(All Funds)

<b>Estimated Beginning Balance</b>	<b>\$4,622,085</b>
------------------------------------	--------------------

<b>Budgeted Income</b>	<b>7,882,752</b>
------------------------	------------------

<b>Budgeted Expenses</b>	<b>7,686,230</b>
--------------------------	------------------

<b>Net Difference</b>	<b>196,522</b>
-----------------------	----------------

<b>Estimated Ending Balance</b>	<b>\$4,818,607</b>
---------------------------------	--------------------



# 2017 Budget Summary

(Property Tax Supported Funds-  
General, Police, Fire & Capital Improvement)

<b>Estimated Beginning Balance</b>	<b>\$2,463,815</b>
<b>Budgeted Income</b>	<b>4,133,932</b>
<b>Budgeted Expenses</b>	<b>4,266,651</b>
<b>Net Difference</b>	<b>(132,719)</b>
<b>Estimated Ending Balance</b>	<b>\$2,331,096</b>



## **2017 Budget Summary** **(Transportation Related Funds)**

<b>Estimated Beginning Balance</b>	<b>\$305,221</b>
<b>Budgeted Income</b>	<b>395,020</b>
<b>Budgeted Expenses</b>	<b>373,765</b>
<b>Net Difference</b>	<b>21,255</b>
<b>Estimated Ending Balance</b>	<b>\$326,476</b>



## **2017 Budget Summary** **(Water Related Funds)**

<b>Estimated Beginning Balance</b>	<b>\$1,611,471</b>
------------------------------------	--------------------

<b>Budgeted Income</b>	<b>2,913,700</b>
------------------------	------------------

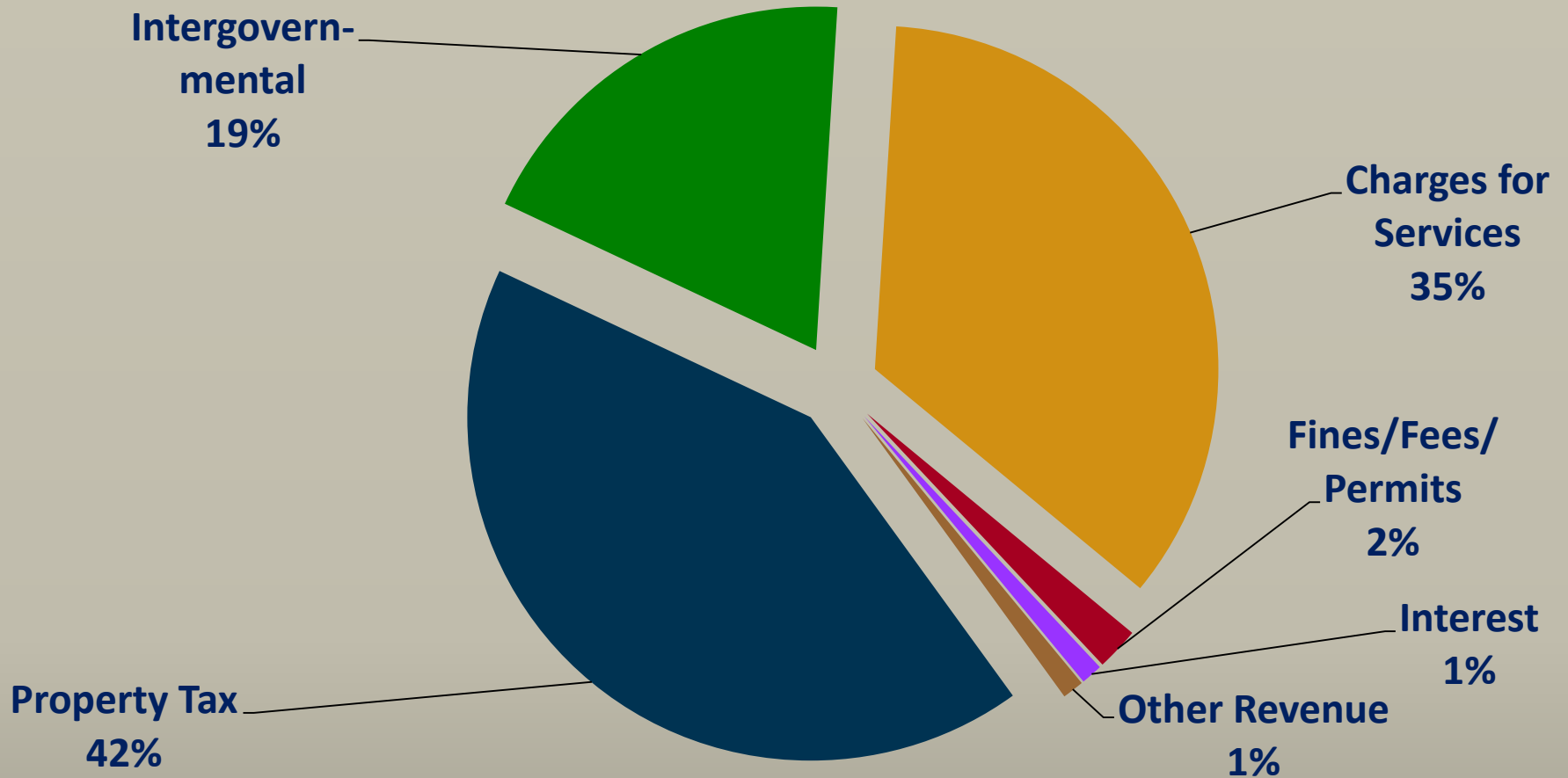
<b>Budgeted Expenses</b>	<b>2,581,872</b>
--------------------------	------------------

<b>Net Difference</b>	<b>331,828</b>
-----------------------	----------------

<b>Estimated Ending Balance</b>	<b>\$1,943,299</b>
---------------------------------	--------------------

# 2017 Revenue by Source

\$7,382,752 (excluding transfers)

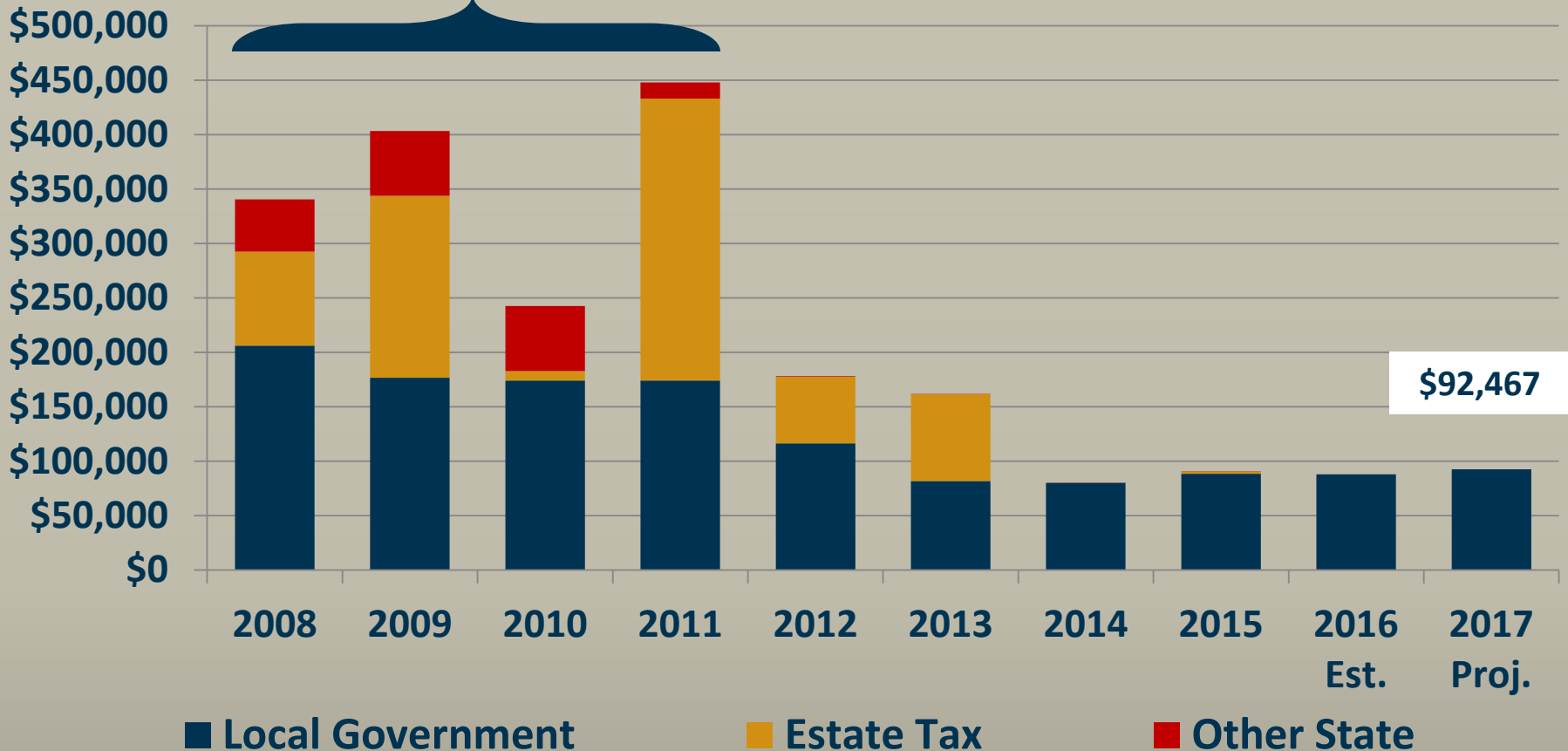




# State Revenue History

## Property Tax Supported Funds

Average  
\$359,000 per year







# Property Tax Dollar

Bellbrook - Sugar Creek School District  
54.7%

City of  
Bellbrook  
22.5%

Greene  
Co. JVS  
3.2%



Based on 2015 Residential Effective Tax Rates

Greene Co. &  
Health District  
17.5%

Park  
District  
2.1%



## Where does your Property Tax Dollar go?

	\$150,000 Home	\$200,000 Home
School District	\$2,090	\$2,786
<b>City of Bellbrook</b>	<b>\$844</b>	<b>\$1,125</b>
Greene County	\$635	\$846
Joint Vocational School	\$122	\$163
Park District	\$78	\$104
Health District	\$37	\$49
<b>Total</b>	<b>\$3,806</b>	<b>\$5,073</b>
Change from prior year	+\$281	+\$374
Changes for 2017 taxes: none		

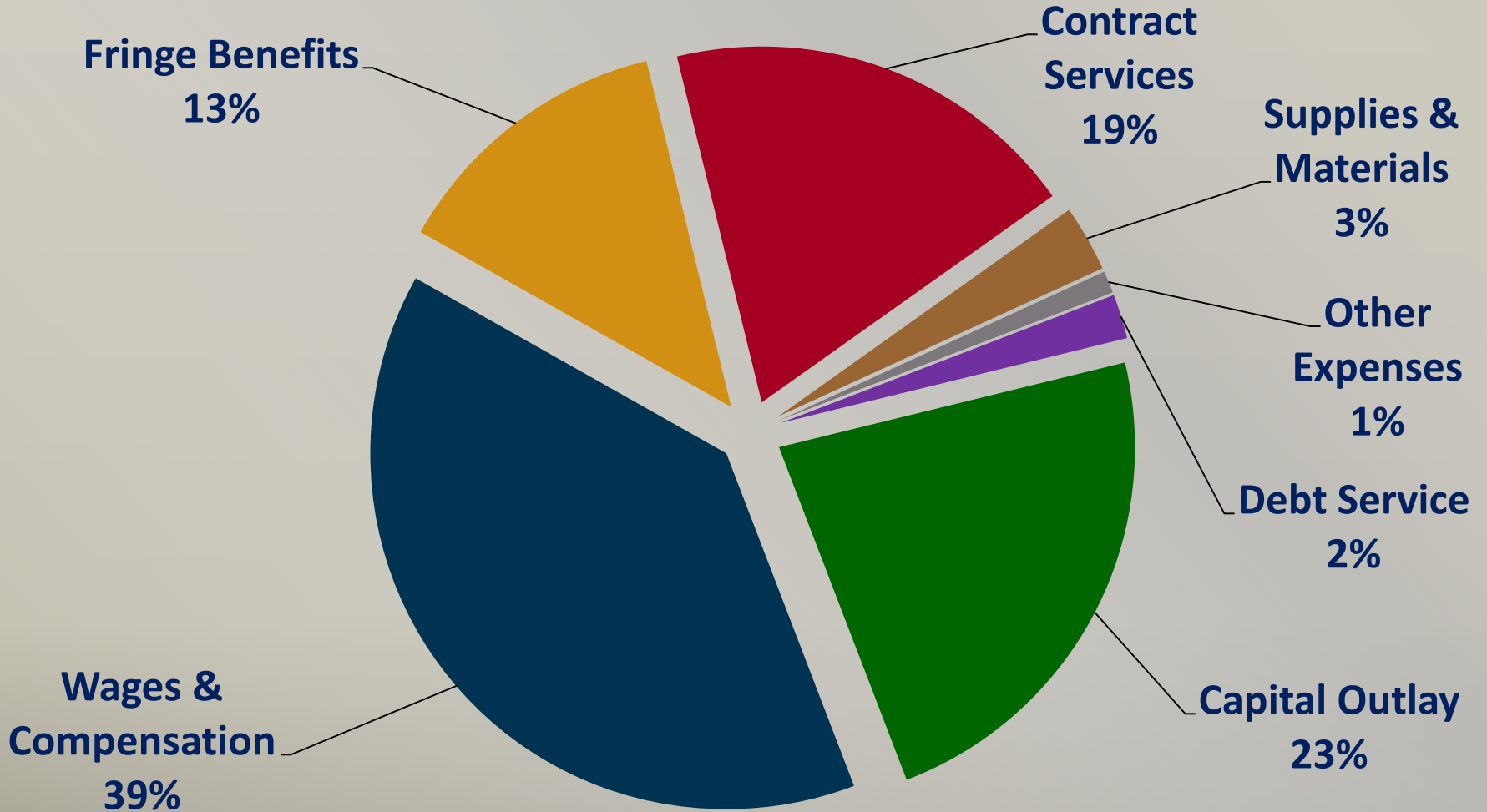


## City Directed Revenue

	2012 Costs	2017 Costs
Property Taxes	\$834	\$844
Water Fees	\$271	\$271
Waste Fees	\$192	\$156
<b>Total</b>	<b>\$1,297</b>	<b>\$1,271</b>
<b>Change from 2012</b>		<b>-\$26</b>
Based on a \$150,000 home value with average quarterly water usage		

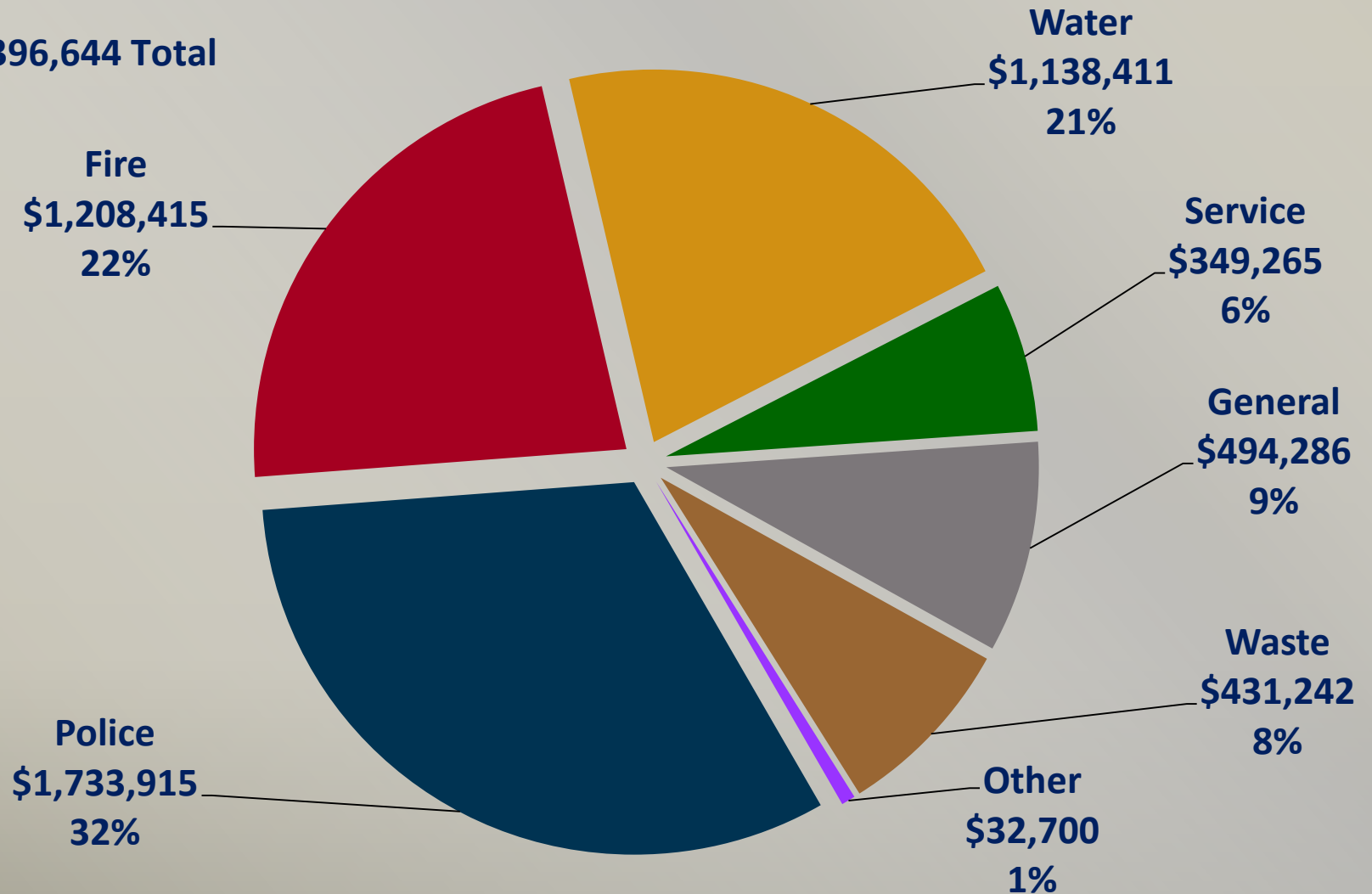
# 2017 Budget Breakdown

\$7,186,230 (excluding transfers)



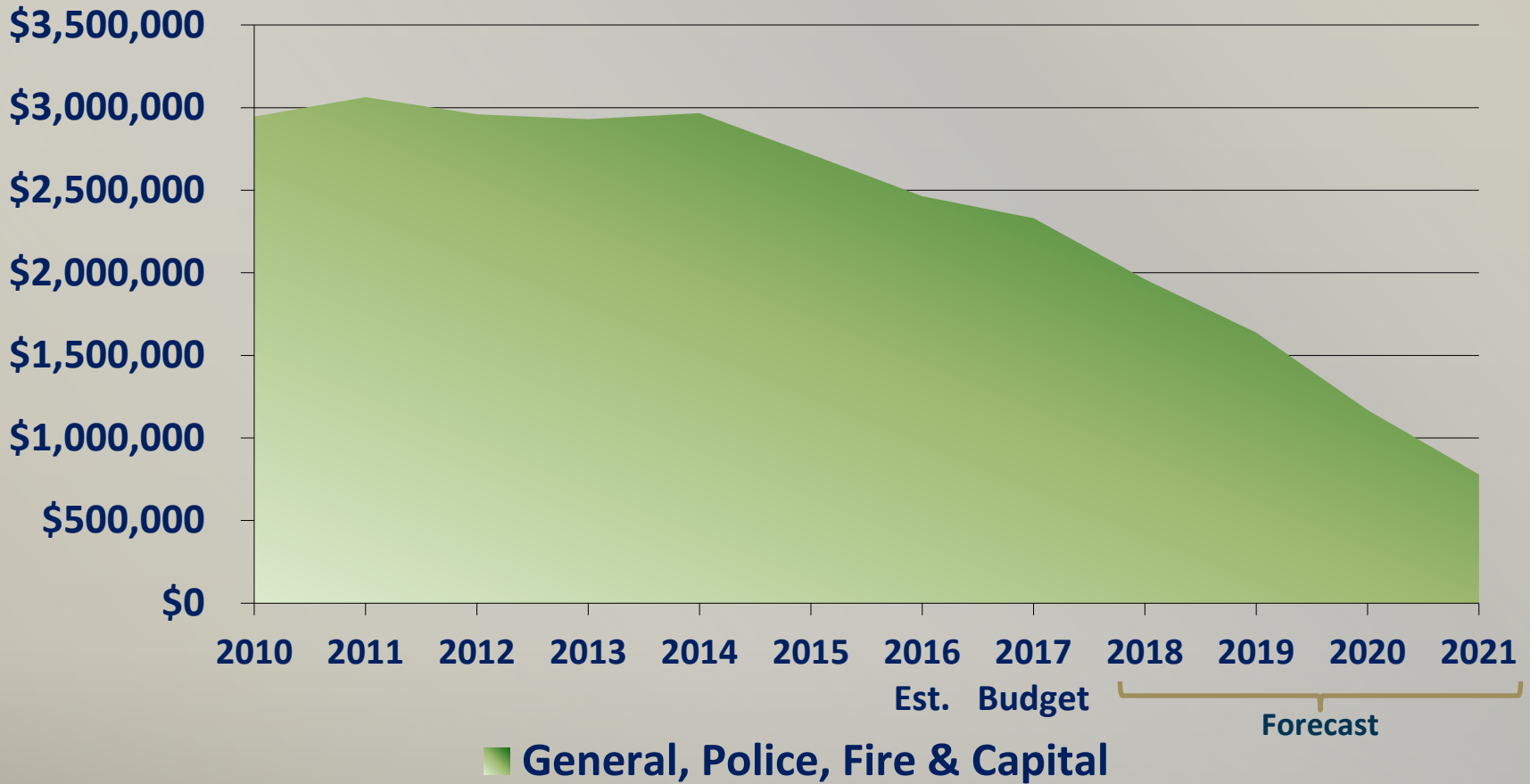
# 2017 Operating Expenses by Function

**\$5,396,644 Total**





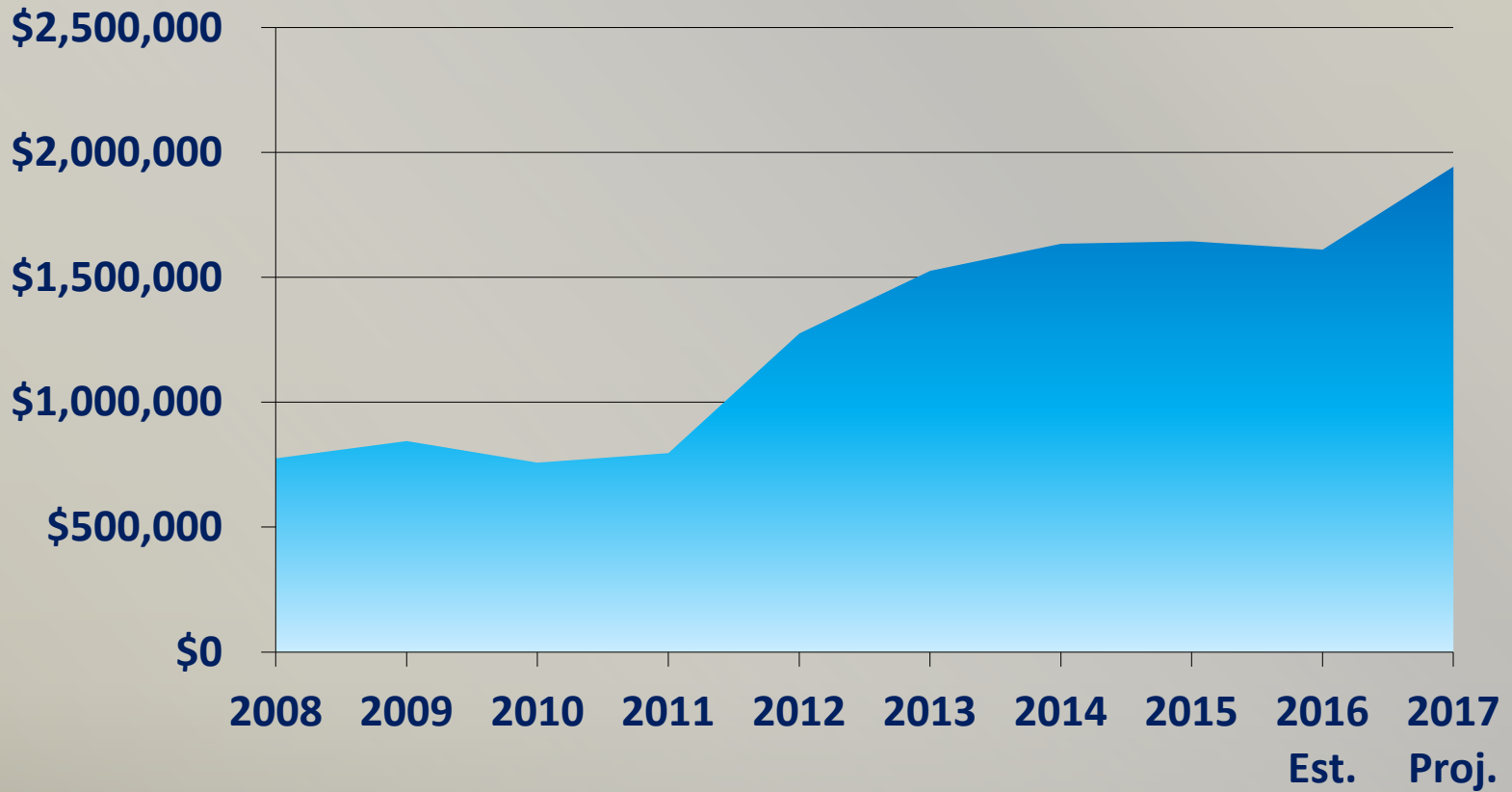
# Year End Fund Balance (Property Tax Supported Funds)





# Year End Fund Balance

(Water Fund)





## 2017 Capital Improvement Program

<b>Street Fund</b>	<b>\$24,500</b>
<b>Capital Improvement Fund</b>	<b>321,625</b>
<b>Water Fund</b>	<b><u>1,314,275</u></b>
<b>Total 2017 Capital Budget</b>	<b>\$1,660,400</b>
<b>Less: Grants &amp; Loans</b>	<b><u>(921,000)</u></b>
<b>City Funds Budgeted</b>	<b>\$739,400</b>





## 2017 Capital Improvement Program

- Annual Street Program **\$120,000**
- Handicap Ramp Replacement **\$40,000**
  - Grant Funding \$31,000
- Water System Improvements **\$1,210,000**
  - OPWC Grant \$600,000 & OPWC Loan \$290,000



## 2017 Capital Improvement Program

- **Police Vehicles & Equipment** **\$35,400**
  - Body Cameras \$16,000
- **Service Vehicles & Equipment** **\$153,500**
  - 1 Ton Dump Truck \$70,000
  - Mowing Tractor \$76,000
- **Fire Vehicles & Equipment** **\$64,000**
  - Medic Cots \$15,000
  - Self Contained Breathing Apparatus \$20,000